

# AMERICA ON THE MOVE

## People on the Move

A self-guiding brochure for middle- and high-school groups

Discover how transportation has helped people immigrate and migrate over the years.

### Jupiter Locomotive

Look carefully at the Jupiter locomotive.

1. Who built the railroad the locomotive travels on? Find the image of the workers who built the tracks for this California railroad.

Visit the farm scene and look at the photos. As a result of the new transcontinental railroad lines, farmers grew more and sold their produce across the country. Large numbers of immigrant workers provided the labor. The United States's immigration laws contributed to an ever-changing workforce.

2. Put the immigrant work groups in chronological order:

Japanese      Chinese      Mexican      Filipino

From 1876 to 1924, most Asians entering on the West Coast were held in prison-like locations like San Francisco's Angel Island until they proved their right to be in the country.

### Electric Streetcar

Welcome to Washington, D.C., in 1900, and to the electric streetcar.

Before streetcars, most people lived near their work. Now they might have a much longer daily commute.



3. Look at the streetcar. Do you think it was a comfortable ride? Find the sheet music about streetcar riding. Was everybody allowed to ride on the streetcars?
4. Some streetcar lines were built by developers of suburban communities. Who was buying homes in the new suburbs? Explore the advertisements.




Smithsonian  
National Museum of American History  
Behring Center

### Mystery Item:

Use the hints provided to find a mystery item at the end of the tour.

Hint: Although it might look more like a spaceship, this has become a symbol for what many consider the "Ellis Island of the West."



### Mystery Item Hint:

The mystery item was not built yet.



## People on the Move

The United States was founded by people searching for a better life. Look at the turning drums on the borders map and find out where people came from, how they got here, and how that has changed over the years.

5. Was it easier to migrate to the United States from Mexico in 1900 or 2000? Compare immigration from Canada in 1900 and 2000. Do many Canadians immigrate?

## New York

During the early 1920s, over 8,000 immigrants and migrants arrived in New York each month.

6. Steamships like the *Leviathan* arrived each week. Look at the ship model. How many people could travel on this boat in addition to the 1,100 crew members?
7. As part of the great migration, many African Americans moved from the South to New York during the 1920s. Can you find evidence of how migration led to changes in music and other arts?



### Mystery Item Hint:

The Statue of Liberty used to greet European immigrants on their arrival. Today's arrivals often see the mystery item when they land.

## Salisbury Train Station

Go into the train station and find the station map.

8. How does it reflect Jim Crow laws, which made the segregation of black and white passengers legal?
9. Who rode on this passenger train? Listen to their stories.

Pullman porters worked on the Pullman Company's sleeping cars and took care of a passenger's every need. These African American men were well-traveled. They returned home to their communities with valuable information about jobs and housing in the North.

10. Between the station and the train, find an object that would have helped southerners migrate north.



### Mystery Item Hint:

Some people came to train stations just to eat, not to travel. Today, people come to the mystery item for the same reason.

## Route 66

Hitch a ride on Route 66, one of the most famous highways in the world!

11. Which vehicle do you hope will pick you up? Completed in the 1930s, Route 66 connected hundreds of small towns. Look at the map. Where does Route 66 start and end if you head west?
12. In the 1930s, hundreds of thousands of families rode on Route 66, seeking jobs and opportunities in California. Find the objects that one family brought with them. Imagine you were traveling in this Oakland sedan; what would you take with you?

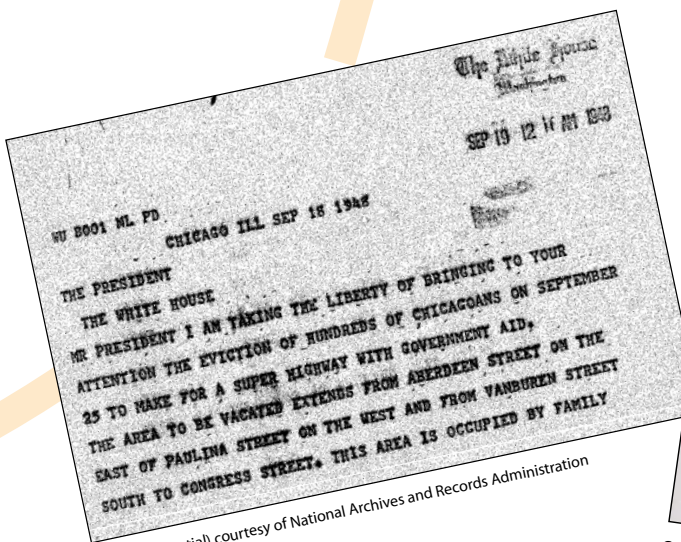


---

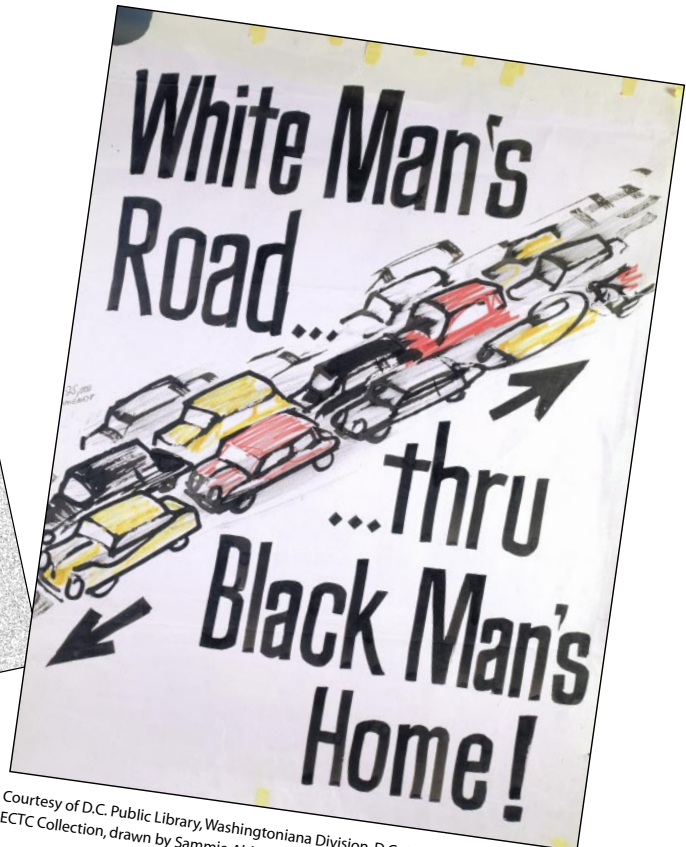
## Chicago and Park Forest, Illinois

In the 1950s, planned suburban communities like Park Forest were being built outside of many major cities. Many white middle-class families were able to buy cars and move in. Left behind in the cities were immigrants and people with lower incomes. Many city buildings were destroyed to make room for new highways that could get suburban commuters in and out of the cities with ease.

13. Against the wall, find an image of a telegram sent to the president of the United States about the destruction of a city neighborhood. Find the response to the telegram. Who wrote the response? Was the neighborhood saved?



Telegram (partial) courtesy of National Archives and Records Administration



Courtesy of D.C. Public Library, Washingtoniana Division, D.C. Community Archives, ETC Collection, drawn by Sammie Abbott

## Going Global

Enter Going Global to explore Los Angeles in 1999. Experience the vitality of migrating Americans and global newcomers living and working together.



Courtesy of LAWA, photograph by Jay Berkowitz

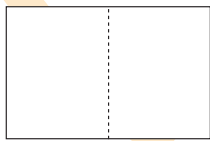


### Big Mystery Item Hint:

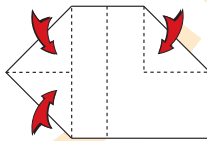
In the Going Global section, you can catch a quick glimpse of the mystery item as planes fly over it.



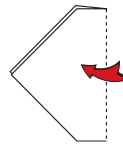
Ready to find the mystery item? Follow the directions below.



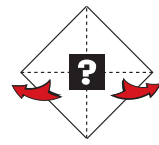
Open this paper to the center.



Fold each corner until top and bottom corners meet evenly.



Fold paper in half so the two points meet.



Slowly pull apart the two points until the mystery item is revealed in the center

State Farm Companies Foundation is proud to make possible the educational materials for *America on the Move*.

Airports are the point of entry for many of today's immigrants and migrating workers, and Los Angeles International Airport—LAX—receives many of them. **The LAX Theme Building** houses a restaurant. Its ultramodern design has become a symbol of the airport.